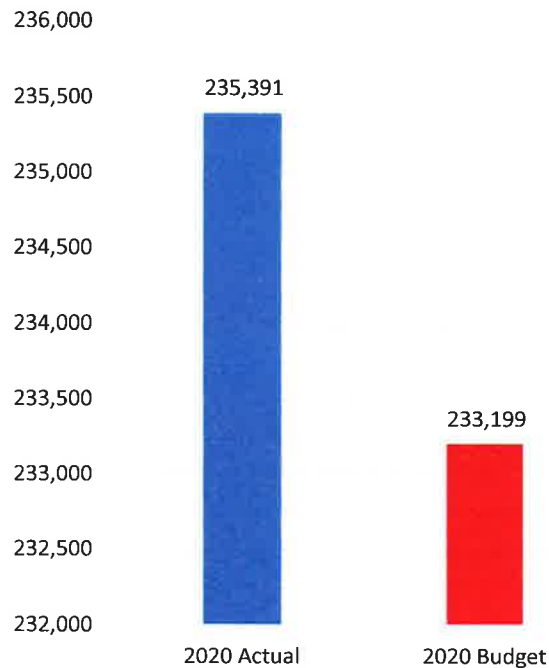


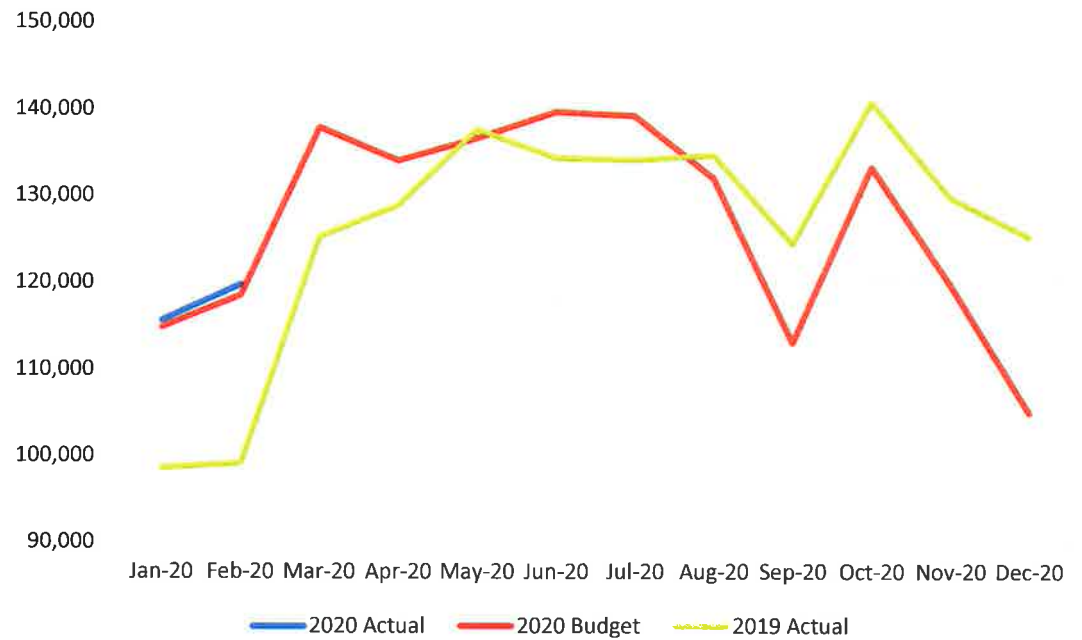
**Harrisburg International Airport Passenger Statistics
February-20**

Harrisburg Int'l Airport	Feb-20 Actual	Feb-20 Budget	% Change	2020 Actual YTD	2020 Budget YTD	% Change	2020 Actual YTD	2019 Actual YTD	% Change	CY 2020 Projection
Enplaned Passengers	60,497	59,219	2.2%	119,422	116,599	2.4%	119,422	100,797	18.5%	752,383
Total Passengers	119,756	118,439	1.1%	235,391	233,199	0.9%	235,391	197,576	19.1%	1,504,766
Departing Load Factor	81.9%	82.6%	-0.7%	81.4%	82.2%	-0.8%	81.4%	86.7%	-5.3%	85.6%
Departing Seat Capacity	73,823	71,663	3.0%	146,721	141,905	3.4%	146,721	116,303	26.2%	879,259
Total Cargo Tonnage	3,868			8,055			8,055	9,088	-11.4%	
Commercial Landed Weight	98,116,256	96,925,796	1.2%	199,509,935	194,467,817	2.6%	199,509,935	185,558,356	7.5%	1,254,383,709

Passengers YTD



MDT Total Passengers

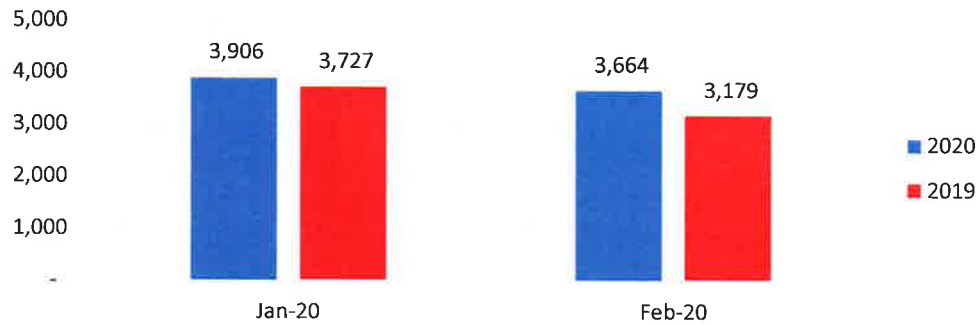


**MDT and CXY Operations
February-20**

MDT Operations	Feb-20	Feb-19	Change
Commercial Air Carriers	2,441	2,046	19.3%
General Aviation	701	742	-5.5%
Military	522	391	33.5%
Total MDT operations	3,664	3,179	15.3%

2020 YTD	2019 YTD	Change
4,943	4,422	11.8%
1,580	1,450	9.0%
1,047	1,034	1.3%
7,570	6,906	9.6%

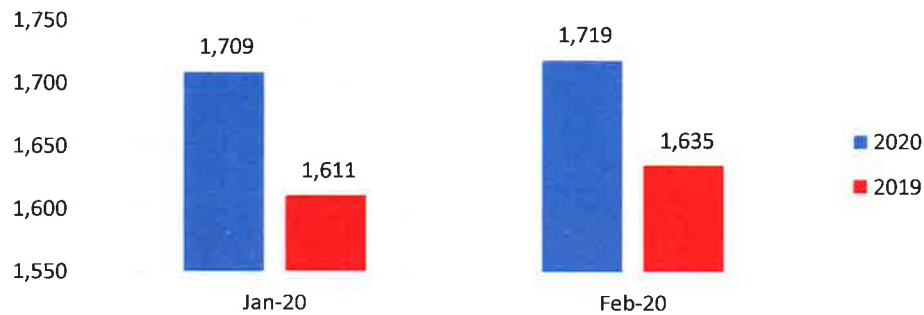
MDT Operations



CXY Operations	Feb-20	Feb-19	Change
General Aviation	1,557	1,464	6.4%
Military	139	142	-2.1%
Air Taxi	23	29	-20.7%
Total CXY Operations	1,719	1,635	5.1%

2020 YTD	2019 YTD	Change
3,151	2,992	5.3%
206	190	8.4%
71	64	10.9%
3,428	3,246	5.6%

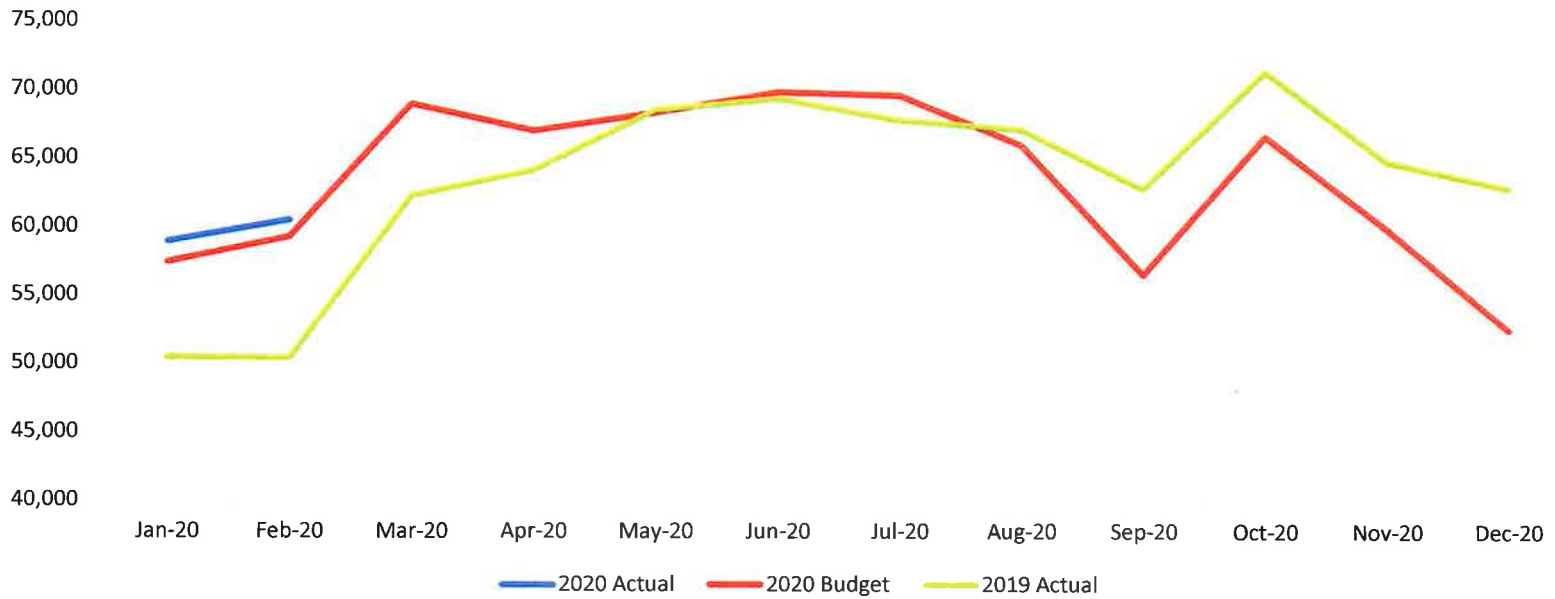
CXY Operations



**Passenger Enplanement Report
February-20**

Enplaned	Actual	Budget	% Diff	Actual	Budget	% Diff	Actual	% Diff	Budget
	Feb.	Feb.		YTD 2020	YTD 2020		YTD 2019		CY 2020
AA	27,834	27,759	0.3%	55,074	56,132	-1.9%	45,961	19.8%	342,832
DL	11,676	10,723	8.9%	23,867	21,400	11.5%	22,542	5.9%	149,111
UA	7,595	7,345	3.4%	15,253	14,344	6.3%	14,989	1.8%	119,895
G4	10,841	10,679	1.5%	19,472	19,138	1.7%	12,890	51.1%	113,415
F9	2,551	2,713	-6.0%	5,756	5,586	3.1%	4,415	30.4%	36,487
Total	60,497	59,219	2.2%	119,422	116,599	2.4%	100,797	18.5%	761,740

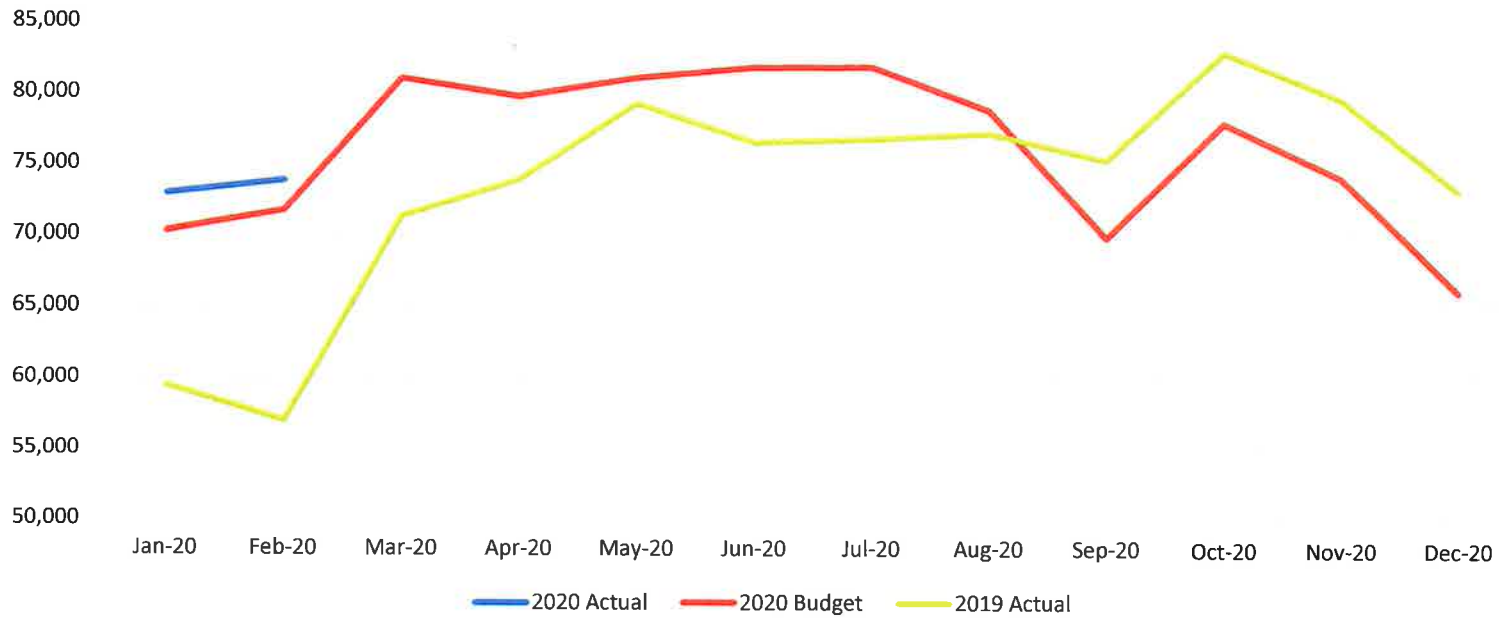
MDT Enplanements



**Airline Departing Seat Report
February-20**

Dep. Seats	Actual	Budget	% Diff	Actual	Budget	% Diff	Actual	% Diff	Budget
	Feb.	Feb.		YTD 2020	YTD 2020		YTD 2019		CY 2020
AA	33,403	32,946	1.4%	67,708	66,899	1.2%	52,581	28.8%	406,267
DL	13,585	13,215	2.8%	27,748	26,514	4.7%	26,140	6.2%	177,817
UA	10,230	9,926	3.1%	20,150	19,646	2.6%	18,206	10.7%	151,100
G4	12,975	12,493	3.9%	23,595	22,499	4.9%	14,646	61.1%	136,478
F9	3,630	3,083	17.7%	7,520	6,347	18.5%	4,730	59.0%	42,372
Total	73,823	71,663	3.0%	146,721	141,905	3.4%	116,303	26.2%	914,032

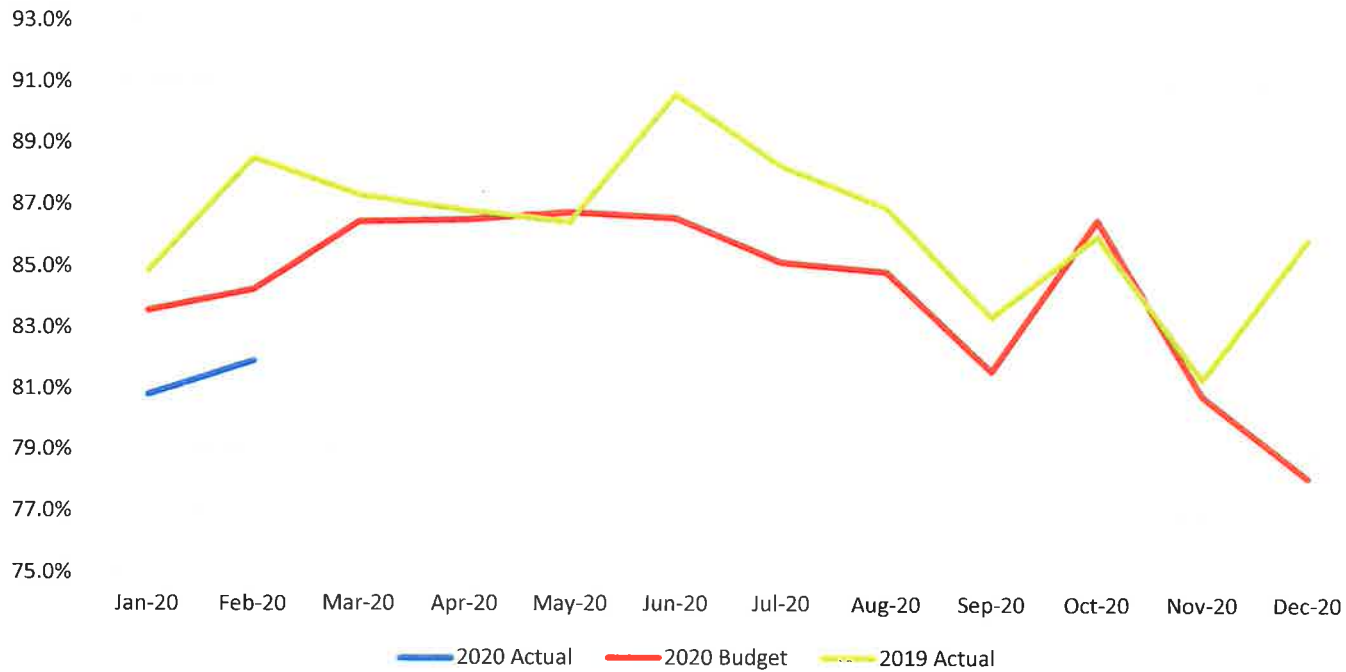
MDT Departing Seats



Airline Departing Load Factor Report February-20

Dep. LF	Actual	Budget	% Diff	Actual	Budget	% Diff	Actual	% Diff	Budget
	Feb.	Feb.		YTD 2020	YTD 2020		YTD 2019		CY 2020
AA	83.3%	84.3%	-0.9%	81.3%	83.9%	-2.6%	87.4%	-6.1%	84.4%
DL	85.9%	81.1%	4.8%	86.0%	80.7%	5.3%	86.2%	-0.2%	83.9%
UA	74.2%	74.0%	0.2%	75.7%	73.0%	2.7%	82.3%	-6.6%	79.3%
G4	83.6%	85.5%	-1.9%	82.5%	85.1%	-2.5%	88.0%	-5.5%	83.1%
F9	70.3%	88.0%	-17.7%	76.5%	88.0%	-11.5%	93.3%	-16.8%	86.1%
Total	81.9%	82.6%	-0.7%	81.4%	82.2%	-0.8%	86.7%	-5.3%	83.3%

MDT Departing Load Factor



Airline Landed Weight Report February-20

Landed Weight	Actual	Budget	% Diff	Actual	Budget	% Diff	Actual	% Diff	Budget
	Feb.	Feb.		YTD 2020	YTD 2020		YTD 2019		CY 2020
AA	29,019,658	30,645,908	-5.3%	58,558,686	62,085,660	-5.7%	50,665,376	15.6%	381,098,738
DL	14,868,000	13,040,528	14.0%	30,348,000	26,578,500	14.2%	25,625,700	18.4%	177,052,005
UA	10,930,000	10,575,060	3.4%	21,488,000	20,900,099	2.8%	17,464,540	23.0%	154,058,334
G4	10,493,976	10,232,699	2.6%	19,169,143	18,423,373	4.0%	11,863,042	61.6%	112,213,583
F9	2,714,968	2,356,932	15.2%	5,655,692	4,852,507	16.6%	3,726,468	51.8%	35,076,692
Charters	-	-	-	-	-	100.0%	782,000	-100.0%	-
Diversions	712,154	861,924	-17.4%	1,103,254	1,875,486	100.0%	1,907,050	-42.1%	14,714,419
Cargo	29,377,500	29,212,746	0.6%	63,187,160	59,752,193	5.7%	73,524,180	-14.1%	385,273,672
Total	98,116,256	96,925,796	1.2%	199,509,935	194,467,817	2.6%	185,558,356	7.5%	1,259,487,442

MDT Landed Weight

