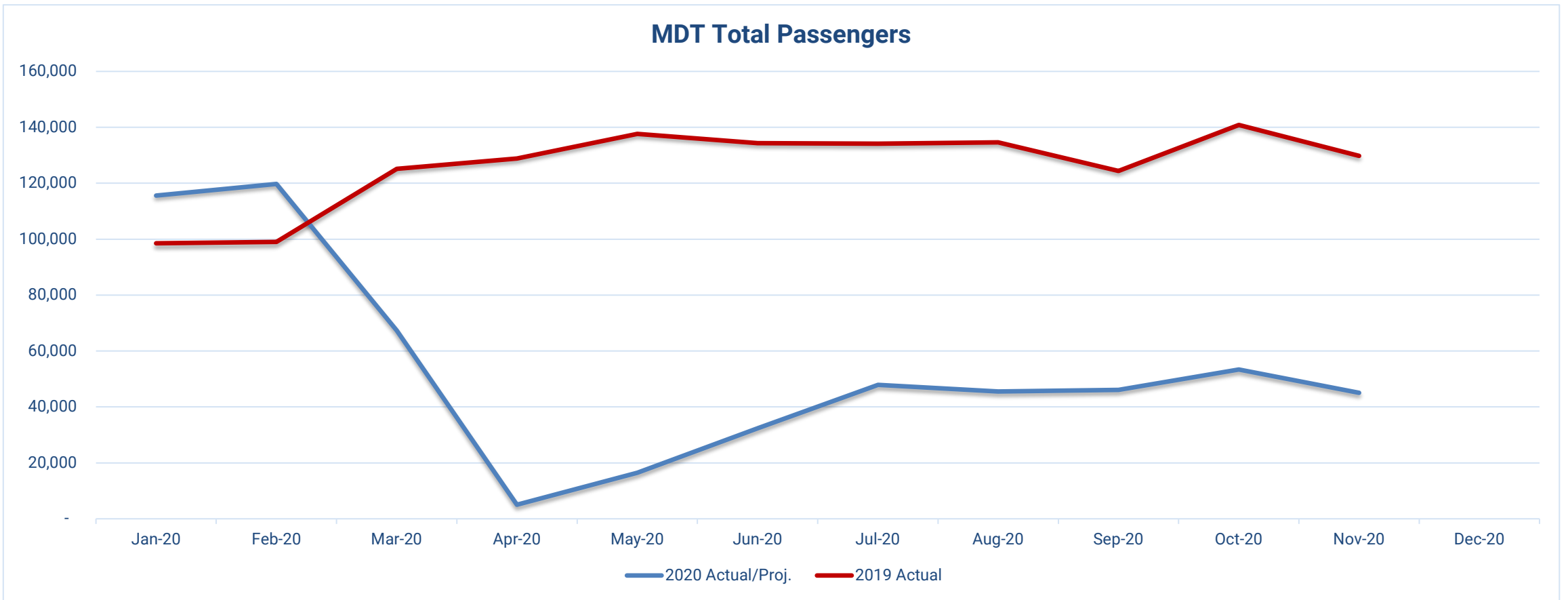


Harrisburg International Airport: *Passenger Statistics*

November 2020

Harrisburg International Airport	Nov-20 Actual	Nov-20 Rev. Budget	% Change	2020 Actual YTD	2020 Actual YTD	2019 Actual YTD	% Change	CY 2020 Revised Proj.
Departures	541	488	10.9%	6,541	6,541	10,360	-36.9%	7,118
Enplaned Passengers	22,890	23,257	-1.6%	297,356	297,356	698,966	-57.5%	322,889
Total Passengers	45,077	46,514	-3.1%	594,065	594,065	1,387,348	-57.2%	645,779
Departing Load Factor	57.6%	58.6%	-1.1%	60.0%	60.0%	86.4%	-26.4%	60.0%
Departing Seat Capacity	39,767	39,678	0.2%	495,724	495,724	809,066	-38.7%	537,863
Total Cargo Tonnage	4,589.9			49,621.2	49,621	50,386	-1.5%	
Landed Weight	79,111,551	76,964,306	2.8%	860,447,297	860,447,297	1,135,106,397	-24.2%	963,941,273

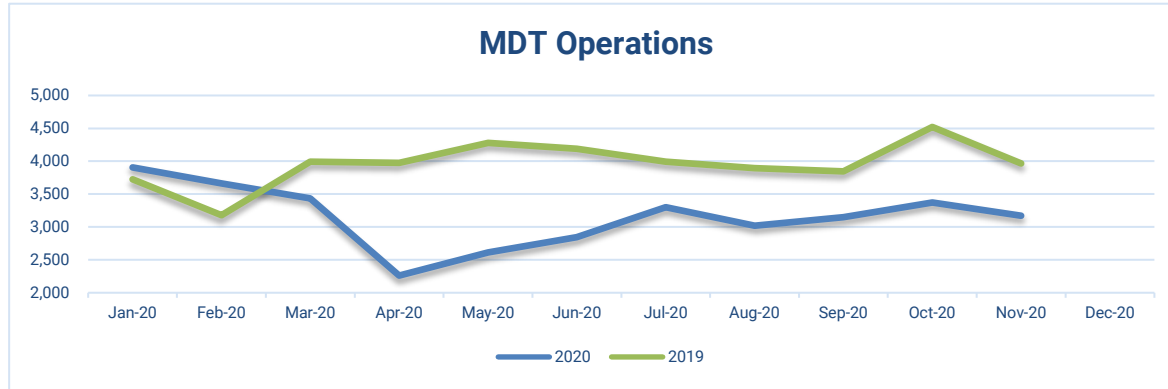


MDT & CXY: Operations

November 2020

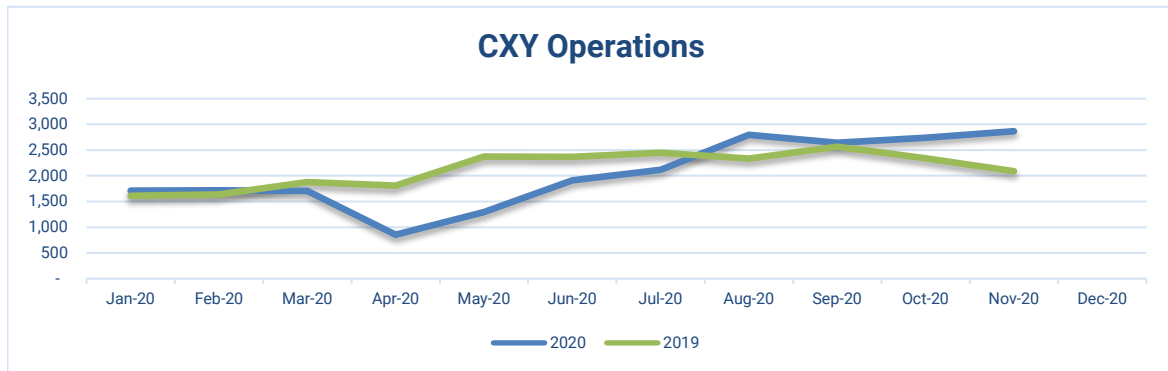
MDT Operations	Nov-20	Nov-19	Change
Commercial Air Carriers	1,792	2,532	-29.2%
General Aviation	925	924	0.1%
Military	454	511	-11.2%
Total MDT operations	3,171	3,967	-20.1%

2020 YTD	2019 YTD	Change
19,750	27,951	-29.3%
8,673	9,732	-10.9%
6,309	5,880	7.3%
34,732	43,563	-20.3%



CXY Operations	Nov-20	Nov-19	Change
General Aviation	2,809	1,877	49.7%
Military	35	157	-77.7%
Air Taxi	22	55	-60.0%
Total CXY Operations	2,866	2,089	37.2%

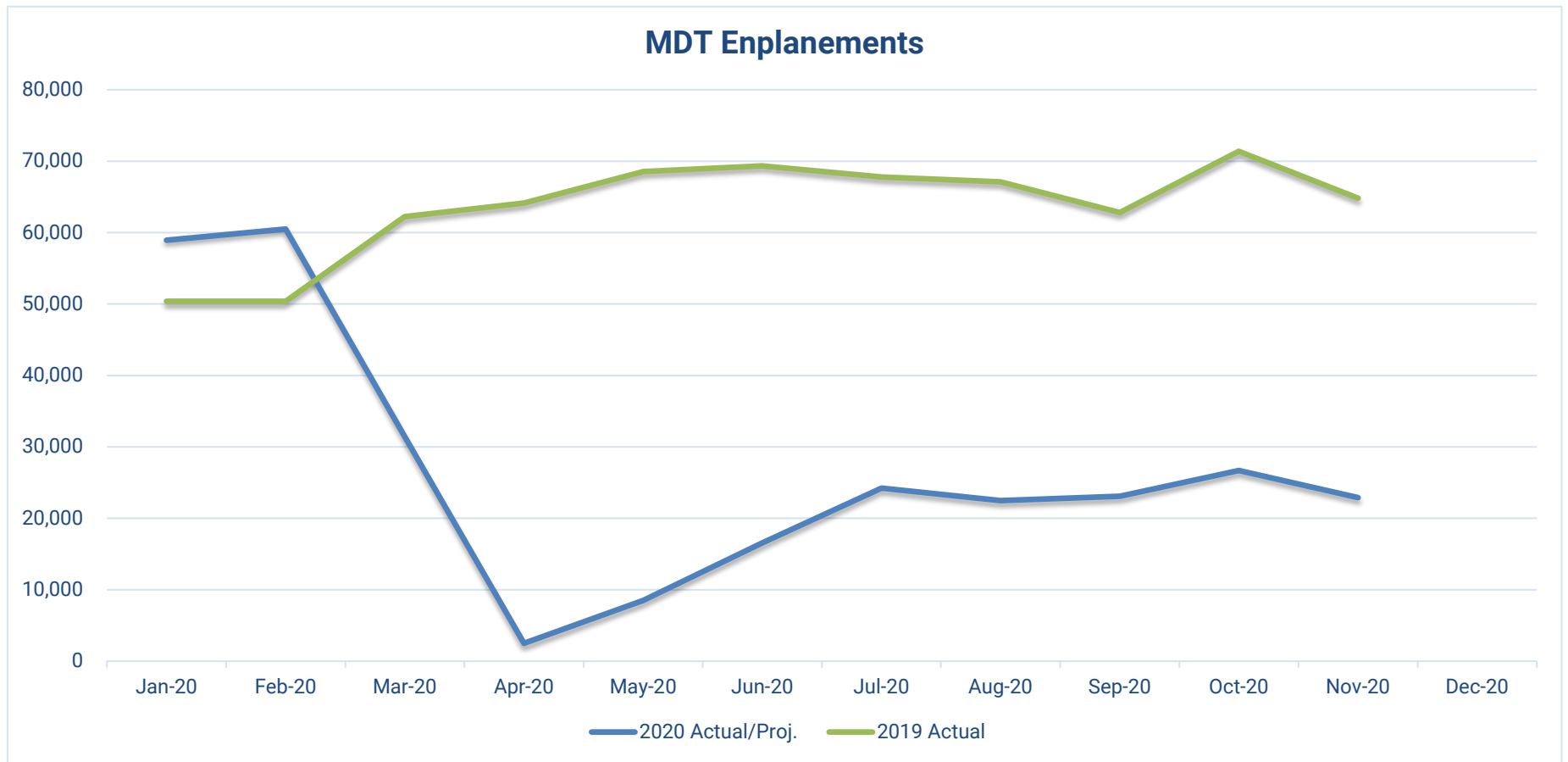
2020 YTD	2019 YTD	Change
21,316	21,481	-0.8%
724	1,402	-48.4%
309	559	-44.7%
22,349	23,442	-4.7%



Harrisburg International Airport: *Passenger Enplanement Report*

November 2020

Enplaned	Budget			Actual YTD 2020	Actual		Revised Projection	
	Actual November	Budget November	% Diff		YTD 2019	% Diff	Enplaned	CY 2020
American	9,581	26,960	-64.5%	140,058	289,130	-51.6%	American	149,558
Delta	4,616	10,530	-56.2%	50,846	150,888	-66.3%	Delta	58,809
United	3,406	11,894	-71.4%	39,612	121,163	-67.3%	United	42,339
Allegiant	4,603	8,668	-46.9%	57,068	101,519	-43.8%	Allegiant	61,930
Frontier	440	1,828	-75.9%	9,772	35,286	-72.3%	Frontier	10,253
Total	22,646	59,881	-62.2%	297,356	697,986	-57.4%	Total	322,889

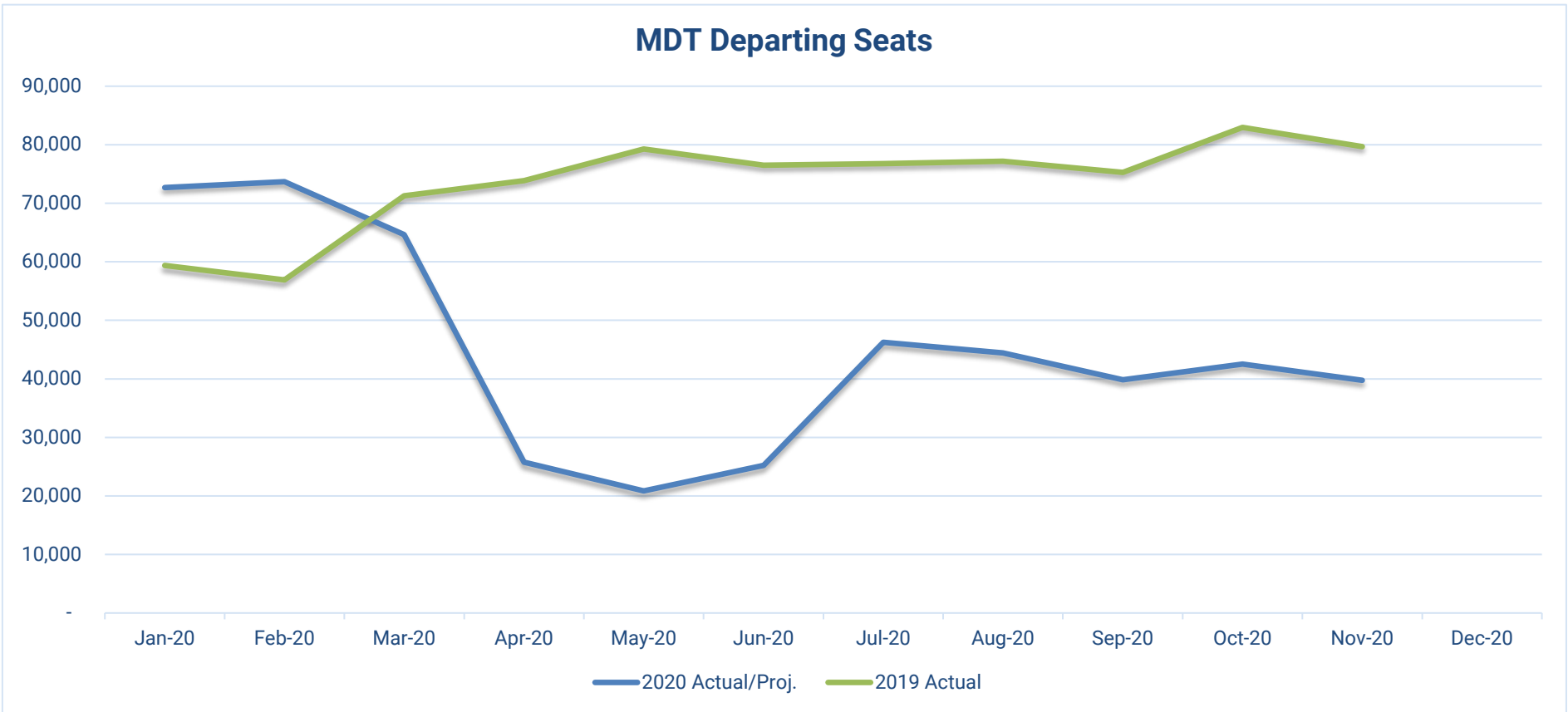


Harrisburg International Airport: Airline Departing Seat Report

November 2020

Dep. Seats	Actual	Budget	% Diff	Actual YTD 2020	Actual	% Diff	Enplaned	Revised Projection
	November	November			YTD 2019			CY 2020
American	14,308	33,365	-57.1%	224,179	331,226	-32.3%	American	240,273
Delta	10,740	12,977	-17.2%	90,579	168,116	-46.1%	Delta	101,833
United	5,450	15,031	-63.7%	67,348	145,511	-53.7%	United	73,048
Allegiant	8,499	10,512	-19.2%	96,954	122,283	-20.7%	Allegiant	105,141
Frontier	770	2,176	-64.6%	16,664	41,930	-60.3%	Frontier	17,568
Total	39,767	74,061	-46.3%	495,724	809,066	-38.7%	Total	537,863

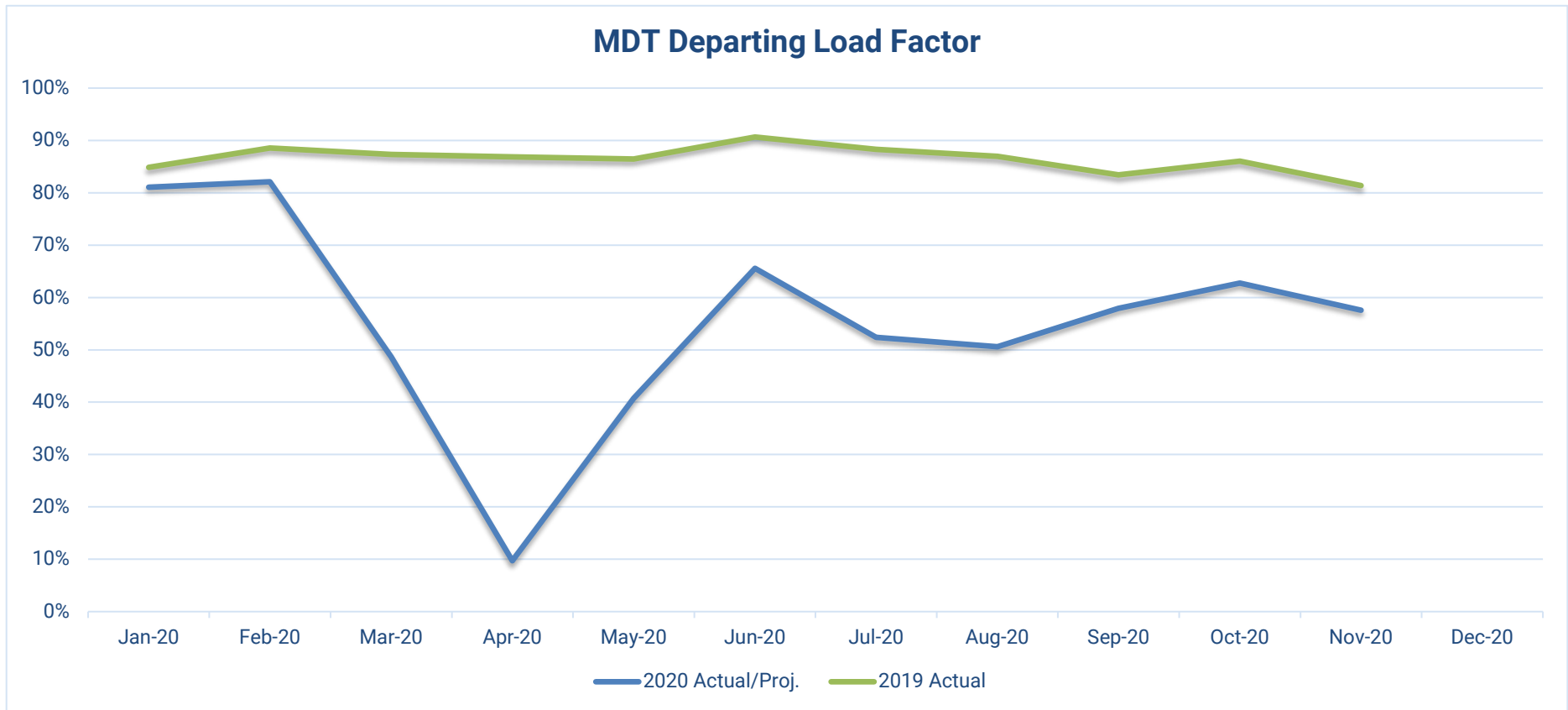
MDT Departing Seats



Harrisburg International Airport: *Departing Load Factor Report*

November 2020

Dep. LF	Actual			Actual YTD 2020	Actual		Enplaned	Revised Projection CY 2020
	November	Budget November	% Diff		YTD 2019	% Diff		
American	67.0%	80.8%	-13.8%	62.5%	87.3%	-24.8%	American	62.2%
Delta	43.0%	81.1%	-38.2%	56.1%	89.8%	-33.6%	Delta	57.8%
United	62.5%	79.1%	-16.6%	58.8%	83.3%	-24.5%	United	58.0%
Allegiant	54.2%	82.5%	-28.3%	58.9%	83.0%	-24.2%	Allegiant	58.9%
Frontier	57.1%	84.0%	-26.9%	58.6%	84.2%	-25.5%	Frontier	58.4%
Total	56.9%	80.9%	-23.9%	60.0%	86.3%	-26.3%	Total	60.0%



Harrisburg International Airport: Airline Landed Weight Report

November 2020

Landed Weight	Actual November	Budget November	% Diff	Actual YTD 2020	Actual YTD 2019	% Diff	Enplaned	Revised Projection CY 2020
American	13,557,464	31,804,159	-57.4%	212,898,806	315,206,874	-32.5%	American	227,539,442
Delta	10,565,500	12,923,333	-18.2%	95,531,000	165,458,000	-42.3%	Delta	106,639,900
United	5,949,000	15,365,884	-61.3%	72,317,500	140,784,678	-48.6%	United	78,501,500
Allegiant	6,826,599	8,677,529	-21.3%	78,785,280	99,138,305	-20.5%	Allegiant	85,574,396
Frontier	598,112	1,663,717	-64.0%	12,690,838	33,465,166	-62.1%	Frontier	13,372,508
Charters	425,491	-	-	828,934	4,854,496	-82.9%	Charters	-
Diversions	647,905	695,906	-6.9%	3,254,359	14,168,498	-77.0%	Diversions	4,501,447
Cargo	40,541,480	32,280,832	25.6%	384,140,580	362,030,380	6.1%	Cargo	447,812,080
Total	79,111,551	103,411,360	-23.5%	860,447,297	1,135,106,397	-24.2%	Total	963,941,273

